

TechPaper Emergency Lighting

Emergency Lighting Batteries

Main battery types for use in self-contained emergency lighting



Content

Main battery types	NiCd batteries	4
	NiMH batteries	4
	LiFePO ₄ batteries	4

Main battery types		
Comparison for a typical application		5

Battery charging methods	Constant current charging (CC)	6
	Multi-level constant current charging (MLCC)	6
	Intermittent charging (IC)	7
	Voltage dependent constant current charging (VC)	7
	Charging methods of Tridonic emergency LED drivers	7

Testing of Emergency Lighting Batteries		
Quality and testing at Tridonic		8

Transportation of Emergency Lighting Batteries	Transportation at Tridonic	9
Safety regulations for the transportation of LiFePO ₄ batteries	Explanation of used warning signs	9

Storage of Emergency Lighting Batteries		
Guidelines for the storage of batteries		10

Introduction



When the general artificial lighting fails, orientation must still be ensured in buildings for staff and visitors alike. Accordingly, there are legal provisions governing the equipment and dimensioning of emergency lighting installations that will be activated when there is a mains voltage failure. Various systems are suitable to supply emergency lighting installations with electricity in event of a power failure: self-contained, group battery, central battery, power generators or high-security mains.

Self-contained emergency luminaires have a battery built in as a power source. If the mains voltage fails, the emergency luminaire automatically switches to the battery supply. Different types of batteries are available for use in a self-contained emergency luminaire. The most commonly used batteries are NiCd, NiMH and LiFePO₄ and all of them have specific characteristics. The following chapters explain the differences in the battery types utilised in the Tridonic product portfolio

Main battery types

NiCd, NiMH and LiFePO₄ batteries

NiCd batteries

NiCd battery technology has been used for a long time in self-contained emergency lighting. NiCd batteries use nickel oxide hydroxide and cadmium as electrodes. Due to the toxicity and the hazardous nature of cadmium, NiCd batteries have a negative impact on the environment. They are banned from use in most applications, excluding medicine, military and emergency installations, having mostly been replaced by NiMH batteries. Even though they are banned in such a broad spectrum of applications, there are no signs that the European Union (EU) will restrict their use in emergency lighting. The key benefit of NiCd batteries is that they are very robust and, when compared to NiMH batteries, they are able to withstand higher temperatures and are more durable in harsh environments.

The biggest design challenge when using NiCd batteries is their low energy density which makes the battery larger in size for a given energy in comparison with the other technologies mentioned below. This means that they are not suitable for small luminaire designs. Alternatively the battery can be placed outside the luminaire in a suitable enclosed housing.

Characteristics:

- Very robust: Suited for high temperatures (up to 55°C)
- Design life: 4 years
- Storage time: up to 12 months from production date
- Critical to the environment due to Cadmium content
- Larger dimensions compared to the other battery types

NiMH batteries

The NiMH battery has a ~30 % higher energy density than NiCd batteries, offering the possibility of smaller luminaire designs. Compared to NiCd batteries, NiMH batteries are not as durable in harsh environmental conditions and need a different, microcontroller controlled charging method (e.g. multilevel charge or intermittent charge) to achieve higher temperature ratings.

Characteristics:

- Suited for high temperatures (up to 55°C) depending on the used charge algorithm
- Design life: 4 years
- Storage time: up to 12 months from production date
- Non-critical to the environment – no heavy metal content
- Higher energy density compared to NiCd batteries

LiFePO₄ batteries

In the whole battery market, from big energy storage for photovoltaic systems to small handheld devices, there is a movement from well-known technologies, which were used for decades, to the relatively new lithium based technologies.

The main benefits of lithium based technologies are a very high energy density, and a long lifetime up to twice that of the NiCd or NiMH batteries.

When using lithium batteries there are some points that have to be considered. There have been reports about possible risks of the lithium technology, which are mostly caused by the chemical reactivity of some lithium technologies.

To ensure safety in operation, Tridonic have been testing several lithium batteries of different chemical compositions since 2013, with regard to performance over lifetime and possible safety issues in terms of high temperature, flames and mechanical damage.

The 18650 LiFePO₄ cell which is used in the Tridonic batteries stood out due to its good performance and safety in all of the performed tests. This battery was recently introduced into the product range and will be extended to most of Tridonic's emergency LED Driver portfolio.








Characteristics:

- Suited for high temperature operation (up to 55°C)
- Design life: 4 years at 55°C
8 years at 35°C
- Storage time: up to 12 months from production date
- Higher energy density than NiCd and NiMH batteries
- Non-critical to the environment – no heavy metal content

Main battery types

Comparison for a typical application

The following table shows an emergency solution with the three different Battery types for the same LED driver and LED module combination.

	NiCd batteries	NiMH batteries	LiFePO ₄ batteries
LED driver	 LC 17W 250-700mA flexC C EXC (28000693)		
LED module	 CLE G3 160mm 3000lm 840 ADV (89602857)		
Emergency LED driver	 EM converterLED BASIC 202 NiCd/ NiMH 50V (89800558)		 EM converterLED BASIC 202 MH/LiFePO ₄ 50V (89800575)
Battery	 Accu-NiCd 2A 55 (89800092)	 Accu-NiMH 4Ah 2A CON (28002316)	 Accu-LiFePO ₄ 2A CON (28002318)
Cell voltage	1.2 V	1.2 V	3.2 V
Cell capacity	4 Ah	4 Ah	1.5 Ah
Cell count	2	2	2
Wiring of cells	Series	Series	Parallel
Cell dimensions	32.5 x 60.5 mm	18.3 x 90 mm	18 x 65 mm
Battery energy	9.6 Wh	9.6 Wh	9.6 Wh
Case temperature range to ensure 4 years design life	+5 ... +55 °C	+5 ... +45 °C	+5 ... +55 °C
Case temperature range to ensure 8 years design life	not available	not available	+5 ... +35 °C
Energy consumption per year	19,3 kWh	19,3 kWh	12,5 kWh
Light output in emergency mode	~ 290lm	~ 290lm	~ 290lm

Battery charging methods


Comparision of CC, MLCC, IC and VDCC

To ensure the reliable operation of emergency lighting in the case of a power failure, the batteries must be charged and ready to use at any given point in time and different charging methods are available to serve this need. Tridonic emergency control gears use one of the following battery charging methods:

- Constant current charging (CC)
- Multi-level constant current charging (MLCC)
- Intermittent charging (IC)
- Voltage dependent charging (VDCC)

Constant current charging (CC)

Constant current charging (CC) is the easiest way to charge a battery. It is suitable for NiCd and lower temperature NiMH applications. Constant current charging means that the battery will be constantly charged with the same current. Within 24 hours the battery is charged



Multi-level constant current charging (MLCC)

Multi-level constant current charging (MLCC) is designed to reduce the recharge time and reduce the self-heating when the battery is fully charged. MLCC is suitable for NiCd and medium temperature NiMH applications.

In general MLCC has three different charging states:

- Initial Charge:
The Initial Charge mode is automatically activated by the emergency unit when a new battery is connected to the unit. In this mode the battery is charged to 100%. When the battery is fully charged the emergency unit switches automatically into the Trickle Charge mode.
- Fast Charge:
The Fast Charge mode is automatically activated when the battery is discharged or partly discharged. The exact time depends on the charging state of the battery after the discharge. When the battery is fully charged, the emergency unit switches automatically into Trickle Charge mode.

NiCd and NiMH batteries can be charged with CC and MLCC. With MLCC, the batteries can be used with a higher temperature in operation. IC can be used if it is necessary to increase the temperature further on NiMH batteries. All of these charging methods are time based. To use LiFePO₄ batteries, a constant measurement of the voltage is required. This is done only with the VC, which was introduced specifically for the use with LiFePO₄ batteries.


to 100%. Afterwards the battery remains being charged with the same current to ensure permanent 100% state of charge. The result of using this method is that the wasted energy from the constant charging heats up the battery.

Battery chemistry	Cell capacity	Case Temperature range
NiCd	1.6 Ah	+5 ... +50 °C
	4.2 / 4.5 Ah	+5 ... +55 °C
NiMH	2.2 Ah	+5 ... +50 °C
	4 Ah	+5 ... +40 °C

— Trickle Charge:

In the Trickle Charge mode, the battery is charged with a low current. It is designed to keep the battery fully charged without overcharging it to a high extent. The advantage of the lower Trickle Charge current is that the self-heating of the battery is reduced, making it possible to use the battery in higher environment temperatures when compared to the constant current charging.

Battery chemistry	Cell capacity	Case Temperature range
NiCd	1.6 Ah	+5 ... +55 °C
	4.2 / 4.5 Ah	+5 ... +55 °C
NiMH	2.2 Ah	+5 ... +50 °C
	4 Ah	+5 ... +45 °C



Intermittent charging (IC)

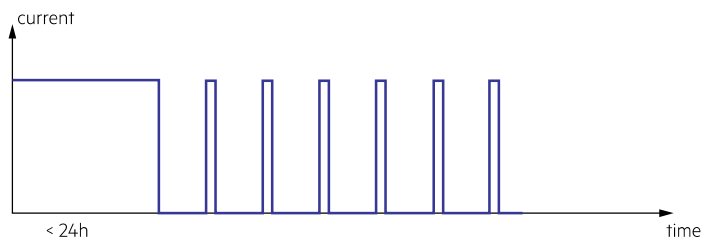
With intermittent charging (IC) it is possible to allow higher battery temperatures with NiMH batteries. Similar to the multi-level constant current charging, there are three different charging modes:

— Initial Charge:

The Initial Charge mode is automatically activated by the emergency unit when a new battery is connected to the unit. In this mode the battery is charged to 100%. When the battery is fully charged the emergency unit switches automatically into the Trickle Charge mode.

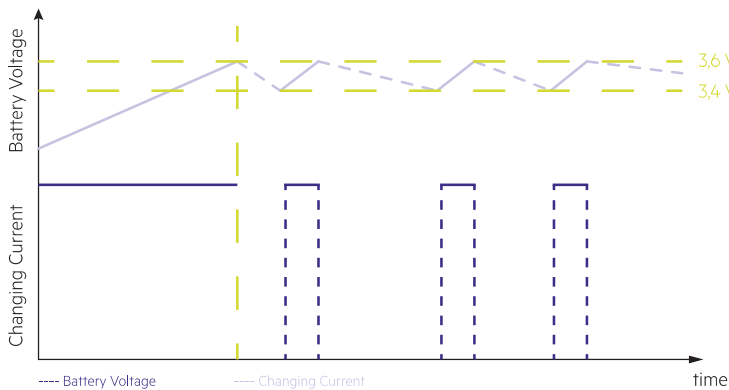
— Fast Charge:

The Fast Charge mode is automatically activated when the battery is discharged or partly discharged. The exact time depends on the charging state of the battery after the discharge.



Voltage dependent constant current charging (VDCC)

Voltage dependent constant current charging monitors the voltage level and switches the charging on and off depending on the battery voltage. With this, the charging time can be minimised which makes voltage dependent constant current charging the most energy efficient charging method.



Charging methods of Tridonic emergency LED drivers

Tridonic offers emergency control gear that uses all four charging methods. Information on which charging method is used for a specific emergency control gear can be found in the respective data sheet.

When the battery is fully charged, the emergency unit switches automatically into Trickle Charge mode.

— Trickle Charge:

In the Trickle Charge mode of IC, the battery is charged with a pulsed current which is designed to keep the battery fully charged without overcharging it to a high extent. The advantage of the pulsed Trickle Charge current is that the self-heating of the NiMH battery is further reduced. Due to this lower self-heating it is possible to use the battery in higher temperature environments compared to the constant current and multi-level constant current charging.

Tridonic emergency control gears use the IC charging method to charge the battery in trickle charge state for 4 minutes with a constant current, followed by a 16 minute pause.

Battery chemistry	Cell capacity	Case Temperature range
NiMH	2.2 Ah	+5 ... +55 °C
	4 Ah	+5 ... +50 °C

Unlike MLCC and IC there are no different charging modes. The two possible states are charging and not charging. When the battery is connected for the first time, it is charged until the nominal voltage of 3.6 V is reached. At this voltage the charging stops. Because of self-discharge, batteries will slowly lose energy if they are not charged. If the voltage falls beneath 3.4 V, the charging starts again. This process repeats itself. Voltage dependent charging is only suitable for LiFePO₄ batteries. LiFePO₄ batteries from Tridonic have an inbuilt protection against overcharging to ensure safe operation.

Battery chemistry	Cell capacity	Case Temperature range	Design life
LiFePO ₄	1.5 Ah	+5 ... +35 °C	8
		+5 ... +40 °C	7
		+5 ... +45 °C	6
		+5 ... +50 °C	5
		+5 ... +55 °C	4

Please note that all batteries and the associated charging methods mentioned here refer to those used by Tridonic products and are only applicable to them.

Testing of Emergency Lighting Batteries

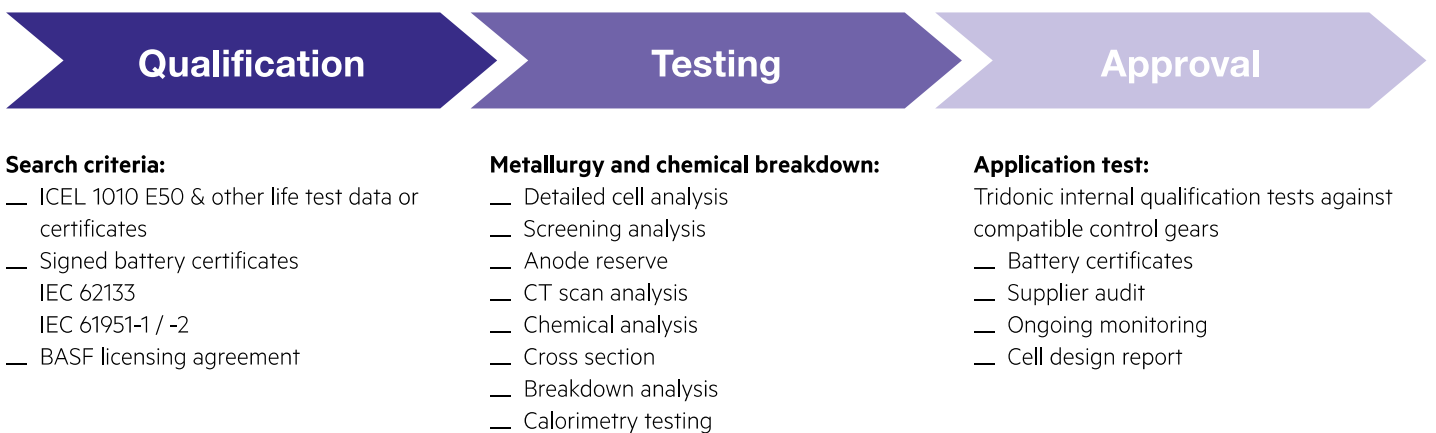
Quality and testing at Tridonic



Emergency lighting is a safety-relevant issue and, because of this, there are strict standards to adhere to, of which the most relevant are the luminaire standard IEC 60598-2-22 and the component standard for self-contained emergency lighting IEC 61347-2-7. Differences in the performance of batteries are not only due to different battery chemistries, but stem from differences in the quality of each individual cell. To ensure that all batteries meet the requirements applicable to them, Tridonic does not only rely on the manufacturer's assurances, but conduct extensive tests on batteries before adding them to the product portfolio. These tests are carried out by Tridonic and also by external, independent and certified test houses that specialise in battery testing.

The results of these tests define which batteries have the high quality required for inclusion in the Tridonic portfolio. The high standard of these battery tests are reflected in the fact that less than 5% of all tested batteries do, in the end, survive all test phases. Only these batteries qualify for the Tridonic emergency battery portfolio and many that, according to the manufacturers also meet all requirements, are rejected.

This rigorous selection process ensures that Tridonic batteries offer the highest level of safety and reliability. The following diagram shows the selection process for batteries in more detail.



When a battery is selected, a Declaration of Design (DoD) is created in conjunction with the supplier before the product is added to Tridonic's portfolio. The Declaration of Design includes the specification of usage, which mainly consists of the lifetime determining parameters temperature, charge cycles, deep discharge and storage time.

Transportation of Emergency Lighting Batteries

Safety regulations for the transportation of LiFePO₄ batteries

The UN Model Regulations define any cells and batteries, cells and batteries contained in equipment, or cells and batteries packed with equipment, containing lithium in any form as Class 9 Dangerous Goods (miscellaneous dangerous substances and articles) and are assigned under UN Nos. 3090, 3091, 3480, or 3481 as appropriate. Therefore any LiFePO₄ batteries or luminaires containing LiFePO₄ batteries are subject to the transport regulations set out by the Model Regulations and more specifically:

- Road Transport – ADR (The European Agreement concerning the International Carriage of Dangerous Goods by Road)
- Sea Transport – IMDG (International Maritime Dangerous Goods Code)
- Air Transport – IATA DGR (International Air Transport Association Dangerous Goods Regulations)

Another important document is the UN Manual of Tests and Criteria, more specifically Part III sub-section 38.3 “Lithium metal and lithium ion batteries”. This document sets out criteria, test methods, and procedures to be used for classification of dangerous goods. All lithium cells and batteries must be of the type proved to meet the requirements of each test specified in this document. This is more commonly referred to as a “UN 38.3 Certificate”.

For LiFePO₄ batteries you will need to consider the following UN Numbers:

- UN 3480 – Lithium Ion Batteries
This will typically be used when transporting batteries by themselves, for example to be used as spares/replacement or when being delivered to yourself from Tridonic.
- UN 3481 – Lithium Ion Batteries Contained In Equipment
This will typically be used when transporting luminaires where the battery is installed inside of the luminaire itself.
- UN 3481 – Lithium Ion Batteries Packed With Equipment
This will typically be used if the battery being transported is not installed inside the luminaire however they are contained inside the same package, for example the EM ready2apply.

Transportation at Tridonic

By default, Tridonic transports batteries by road and sea freight. The biggest advantage of this type of shipment is the higher charge level of the batteries that is permitted (air freight limits UN3480 to 30% state of charge). The higher charge level allows batteries to be stored longer before being used for the first time. The regulations for the transportation of luminaires with Tridonic emergency drivers and LiFePO₄ batteries have to be checked individually.

Explanation of Packaging Labels



Class 9 Lithium Battery Label



Lithium Battery Mark



Cargo Aircraft Only label

Storage of Emergency Lighting Batteries

Guidelines for the storage of batteries



When batteries are stored they need to be in an open circuit state, which means that they are not connected to any load and also not being charged. In this state they tend to lose any previously applied charge and therefore discharge themselves. The exact rate of self-discharge depends largely on the battery type and environmental conditions such as temperature and humidity. For all batteries from Tridonic, the following rules for storage apply:

- Storage time: <6 months resp. <12 months depending on the storage temperature
- Avoid atmosphere with corrosive gas
- Disconnect batteries before storage or delivery
- Avoid the storage of discharged batteries
- Store batteries within the required humidity and temperature ranges

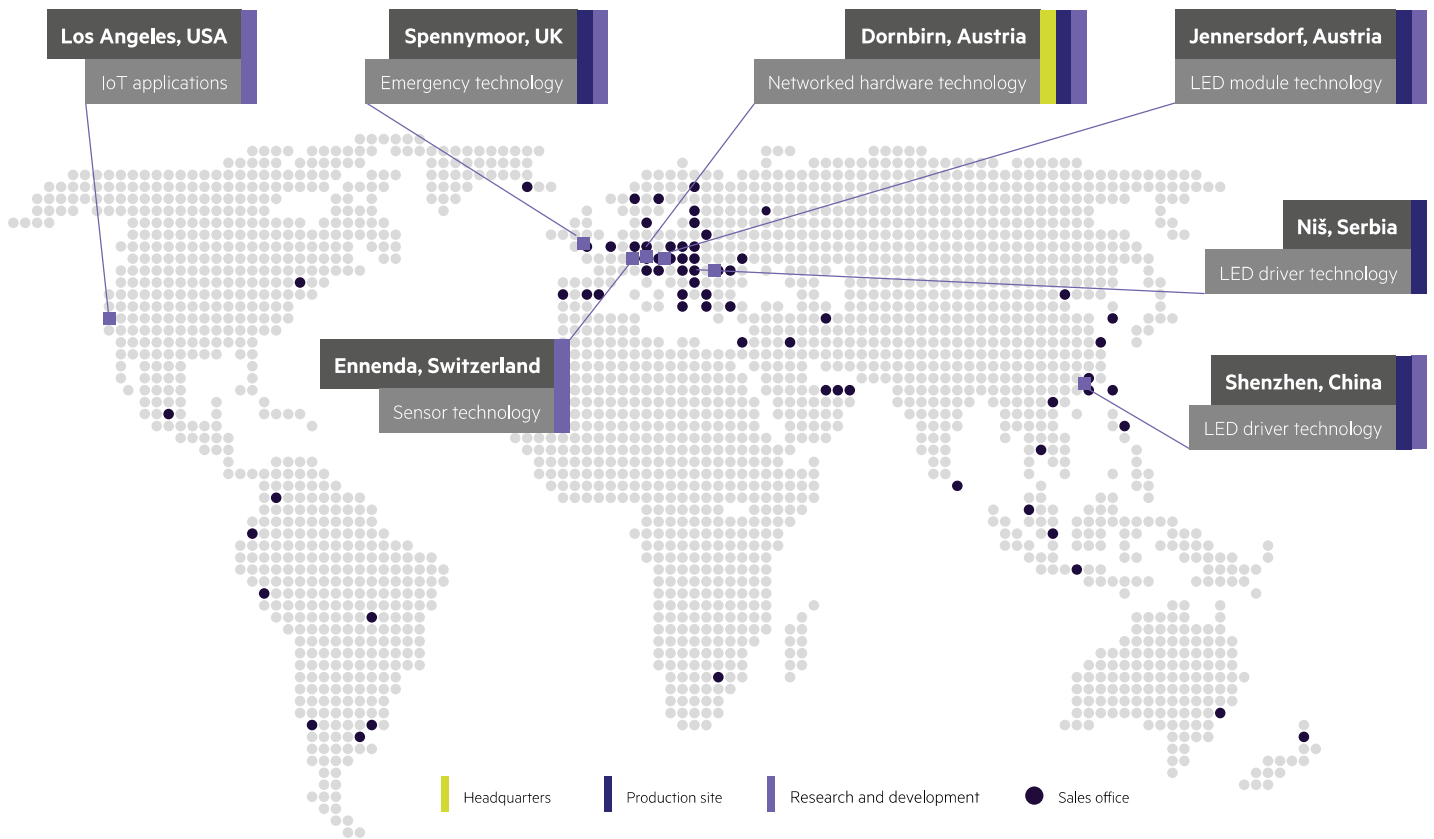
Long-term storage in open circuit conditions leads to battery self discharge and deactivation of the chemical components. That is why for NiCd and NiMH batteries it could be necessary to charge and discharge the batteries a few times to recover the initial performance.

There are no universal regulations for the storage of batteries although individual insurance companies can require certain measures to be observed so, to ensure that all of the required measures are taken, please get in contact with your insurance company.

Our Emergency Lighting brochure gives a comprehensive overview on all of Tridonic's emergency lighting solutions: https://www.tridonic.com/com/en/download/Emergency_Lighting_Overview_EN.pdf

Prepared for the Future

Our Activities and Locations



1,700

Around 1,700 employees throughout the world are committed to helping you with their know-how and creativity to create the perfect light.

6

There are six research and development centres in which new LEDs and networked lighting technologies are being developed.

3

There are three things you can rely on at Tridonic: optimum product quality, decades of expertise and our committed and flexible support.

21

With 21 branch offices on five continents we are there for you wherever you are in the world.

2,700












That's how many patents and inventions testify to Tridonic's extraordinary powers of innovation.

Details

For further information, data sheets, product catalogues and ordering details, please go to www.tridonic.com

Support and advice

From a single source

	Emergency lighting LED Driver	Combined Emergency lighting LED Driver for low power	Combined Emergency lighting LED Driver for high power	Control Systems	Emergency LED Engine
PRO DALI	EM converterLED PRO 	EM powerLED PRO 1-4 W 	EM powerLED PRO DIM 45 W C/SR 	x/e-touch PANEL EM LINK connecDIM 	EM ready2apply PRO 
SELFTEST	EM converterLED SELFTEST 	EM powerLED SELFTEST 1-4 W 	EM powerLED SELFTEST FX 45 W C/SR 		EM ready2apply SELFTEST 
BASIC	EM converterLED BASIC 	EM powerLED BASIC 1-4 W 	EM powerLED BASIC FX 50 W C/SR 80 W Ip 		EM ready2apply BASIC 

Tridonic.
Discover the hidden lighting asset.
www.tridonic.com

As an international company, Tridonic is represented worldwide by 30 branch offices and partners in 73 countries.



Headquarters
 Tridonic GmbH & Co KG
 Färbergasse 15 | 6851 Dornbirn, Austria
 T +43 5572 395-0 | F +43 5572 20176
www.Tridonic.com | sales@Tridonic.com

Light you want to follow.

