



NiCd Accus 1.6 – 4.5 Ah for 55 °C Nickel-cadmium cells (NiCd)

Product description

- High-temperature NiCd cells for use with emergency lighting units

Properties

- Constant high-temperature operation at 55 °C
- Good charging properties at high temperature
- High energy maintenance of the charged battery
- 4 year life in operation
- Certified quality manufacturer
- In various configurations
- Simple connection with blade terminal
- With polycarbonate fixing caps and connecting cable
- Electrical connection with mounted end caps possible
- Complies with IEC 61951-2 (constant charging load test)
- Suitable for emergency lighting equipment as per IEC 60598-2-22



Standards, page 3



Fig. 1: Stick


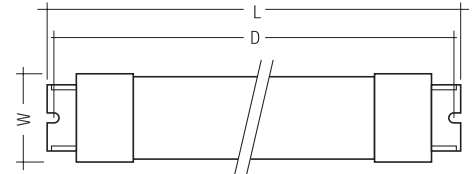


Fig. 2: Stick + Stick

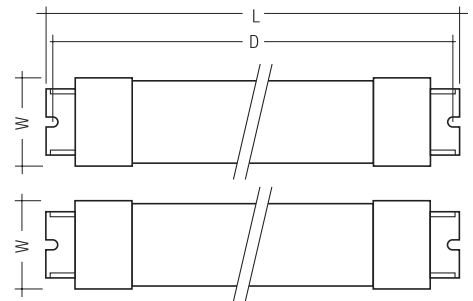
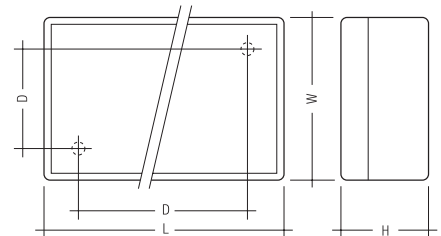


Fig. 3: Side by side



Technical data

Battery voltage per cell	1,2 V
Battery case temperature (for a life of 4 years)	0 ... +55 °C
Max. short term temperature (reduced lifetime)	70 °C

Ordering data

Type	Article number	Number of cells	Capacity	Packaging, carton	Packaging, outer box	Weight per pc.
NiCd D cells – stick						
Accu-NiCd 2A 55	89800092	1 x 2	4.5 Ah	5 pc(s).	25 pc(s).	0.225 kg
Accu-NiCd 3A	89895960	1 x 3	4.2 Ah	5 pc(s).	25 pc(s).	0.394 kg
Accu-NiCd 4A 55	89800089	1 x 4	4.5 Ah	5 pc(s).	25 pc(s).	0.500 kg
Accu-NiCd 5A	89895973	1 x 5	4.2 Ah	5 pc(s).	25 pc(s).	0.657 kg
NiCd D cells – stick + stick						
Accu-NiCd 4C	89895978	2 + 2	4.2 Ah	5 pc(s).	25 pc(s).	0.526 kg
Accu-NiCd 5C 55	89800090	2 + 3	4.5 Ah	5 pc(s).	25 pc(s).	0.620 kg
Accu-NiCd 6C	89895963	3 + 3	4.2 Ah	5 pc(s).	25 pc(s).	0.789 kg
NiCd D cells – side by side						
Accu-NiCd 3B	89895976	3 x 1	4.2 Ah	5 pc(s).	25 pc(s).	0.394 kg
Accu-NiCd 4B	89895977	4 x 1	4.2 Ah	5 pc(s).	25 pc(s).	0.526 kg
NiCd Cs cells – stick						
Accu-NiCd C 3A	89899743	1 x 3	1.6 Ah	5 pc(s).	25 pc(s).	0.135 kg
Accu-NiCd C 4A	89899692	1 x 4	1.6 Ah	5 pc(s).	25 pc(s).	0.180 kg
Accu-NiCd C 5A	89899695	1 x 5	1.6 Ah	5 pc(s).	25 pc(s).	0.225 kg
Accu-NiCd C 6A	89899698	1 x 6	1.6 Ah	5 pc(s).	25 pc(s).	0.270 kg
NiCd Cs cells – stick + stick						
Accu-NiCd C 4C	89899694	2 + 2	1.6 Ah	5 pc(s).	25 pc(s).	0.180 kg
Accu-NiCd C 5C	89899697	3 + 2	1.6 Ah	5 pc(s).	25 pc(s).	0.225 kg
Accu-NiCd C 6C	89899699	3 + 3	1.6 Ah	5 pc(s).	25 pc(s).	0.270 kg
NiCd Cs cells – side by side						
Accu-NiCd C 4B	89899693	4 x 1	1.6 Ah	5 pc(s).	25 pc(s).	0.108 kg
Accu-NiCd C 5B	89899696	5 x 1	1.6 Ah	5 pc(s).	25 pc(s).	0.225 kg

Specific technical data

Type [®]	Number of cells	Capacity	Article number	Image	Length L	Hole spacing D	Width B	Height H
NiCd D cells – stick								
Accu-NiCd 2A 55	2	4.5 Ah	89800092	1	152 mm	140 mm	36 mm	35 mm
Accu-NiCd 3A	3	4.2 Ah	89895960	1	210 mm	198 mm	36 mm	35 mm
Accu-NiCd 4A 55	4	4.5 Ah	89800089	1	269 mm	257 mm	36 mm	35 mm
Accu-NiCd 5A	5	4.2 Ah	89895973	1	328 mm	316 mm	36 mm	35 mm
NiCd D cells – stick + stick								
Accu-NiCd 4C	4	4.2 Ah	89895978	2	152 mm	140 mm	36 mm	35 mm
Accu-NiCd 5C 55	5	4.5 Ah	89800090	2	151 + 210 mm	140 + 198 mm	36 mm	35 mm
Accu-NiCd 6C	6	4.2 Ah	89895963	2	210 mm	198 mm	36 mm	35 mm
NiCd D cells – side by side								
Accu-NiCd 3B	3	4.2 Ah	89895976	3	98 mm	40 x 33 mm	65 mm	35 mm
Accu-NiCd 4B	4	4.2 Ah	89895977	3	130 mm	40 x 66 mm	65 mm	35 mm
NiCd Cs cells – stick								
Accu-NiCd C 3A	3	1.6 Ah	89899743	1	164 mm	152 mm	26 mm	26 mm
Accu-NiCd C 4A	4	1.6 Ah	89899692	1	206 mm	194 mm	26 mm	26 mm
Accu-NiCd C 5A	5	1.6 Ah	89899695	1	249 mm	237 mm	26 mm	26 mm
Accu-NiCd C 6A	6	1.6 Ah	89899698	1	292 mm	280 mm	26 mm	26 mm
NiCd Cs cells – stick + stick								
Accu-NiCd C 4C	4	1.6 Ah	89899694	2	121 mm	109 mm	26 mm	26 mm
Accu-NiCd C 5C	5	1.6 Ah	89899697	2	164 + 121 mm	152 + 109 mm	26 mm	26 mm
Accu-NiCd C 6C	6	1.6 Ah	89899699	2	164 mm	152 mm	26 mm	26 mm
NiCd Cs cells – side by side								
Accu-NiCd C 4B	4	1.6 Ah	89899693	3	148 mm	40 x 96 mm	54 mm	25 mm
Accu-NiCd C 5B	5	1.6 Ah	89899696	3	148 mm	40 x 96 mm	54 mm	25 mm

[®]Art.no. 89895960, 89895963, 89895973, 89895978 on request.

Standards

The battery cells are designed to comply with the IEC international standard and tested according to the normative permanent charge endurance test described in the IEC 61951-2 standard. This performance is mandatory for use in Emergency Lighting Units to comply with the IEC 60598 2.22.

Technical data Accu

Rated minimum capacity	1.6Ah / 4.2Ah / 4.5Ah
Typical weight per cell	45 g / 124 g / 124 g
Cell dimensions:	
• Diameter	22.5 mm / 32.5 mm / 32.5 mm
• Height	42.5 mm / 60.5 mm / 60.5 mm

Consult individual emergency module data sheet for maximum allowable temperatures.

Technical data End caps

Glue-wire test according to EN 61347-1 with increased temperature of 960 °C passed.

Storage

- Batteries should be stored within the specified temperature range in low humidity conditions. Optimal storage conditions are:
 - temperature: +5 ... +25 °C
 - humidity: 65 % ±5 %
- Avoid atmosphere with corrosive gas
- It is recommended to disconnect the battery before store or delivery
- Avoid to store the batteries discharged
- A long term storage in open circuit leads to battery self discharge and deactivation of chemical components. It could be required to charge and discharge the batteries a few times to recover the initial performance.

Safety

- Do not short-circuit the battery pack – when installing the luminaire make sure sharp edges do not come into contact with cables.
- Do not open or damage the battery pack or throw it into a fire.
- Protect the battery against moisture and keep away from water.
- Do not expose the battery to direct sunlight or excessive heat (see storage conditions).
- Transport and store the battery only in its original packaging.
- Comply with the transport conditions of the transport company.
- Follow the instructions on the safety data sheets.



Damage/improper use

If the battery is damaged or user incorrectly vapours and liquids may escape from it. If you come into contact with battery fluid wash immediate with water and seek medical assistance if necessary.

Disposal

- Do not dispose of batteries with normal waste.
- Comply with local regulations when disposing of batteries.

Mechanical details

Battery leads

- Quantity: 1 red and 1 black
- Length: 1,300 mm
- Wire type: 0.5 mm² solid conductor
- Insulation temperature rating: 90 °C

Battery end termination

Push on 4.8 mm receptacle to suit battery soade fitted with insulating cover

Module end termination

8.0 mm stripped insulation

Two-piece batteries are supplied with a 200 mm lead with 4.8 mm receptacles at each end and insulating covers to connect the separate sticks together. Connect two battery sticks in series by connecting plus to minus.

Batteries

Connection method: 4.8x0.5 mm spade tag welded to end of cell.

For stick packs this connection is accessible after the battery caps have been fitted.

To inhibit inverter operation disconnect the batteries by removing the connector from the battery spade tag.