

Data sheet

Art.No.: 92.954.4053.1

Connector GST18i5S S1 ZR1 SW

GST18i5 connector, 5 pole, male with screw connection, coding mains 250 V/ 400 V, 20 A, coding color black, strain relief color black



Art.No.	92.954.4053.1
EAN	4015573847057
Order Unit	1

Certificates / Approvals



Technical data

General

Rated current	20 A
Rated voltage	250 V / 400 V
Rated impulse voltage	4 kV
strain relief	Yes
Pollution degree	2
Mechanical coding	Code 1
Lockable	self-locking (unlocking by tool)
Color of coding/ contact carrier	black
Marking of poles	3, N, PE, 2, 1
Color of housing inclusive strain relief	black

Connection Data

Cable diameter max.	13.5 mm
Cable diameter min.	7 mm
Connection cross section solid mm ² max.	2.5 mm ²
Connection cross section solid mm ² min.	0.75 mm ²
Connection cross section fine stranded mm ² max.	2.5 mm ²
Connection cross section fine stranded mm ² min.	0.75 mm ²
Terminations per pole	1
sheath strip length	42 mm
Wire strip length	7 mm

Model

Model	male
Connection type	Screw connection
Degree of protection (IP)	IP20

Material

Housing material	Polyamide
halogen free	Yes
Contact material	CuZn
Fire load	0.157 kWh
Insulation components continuous temperature	100 °C
Surface finish	Silver-plated

Dimensions

Length	76.4 mm
Width	47.75 mm
Height	15 mm

Classification

ECLASS 8.1	27440605
ETIM 7.0	EC002560
ETIM 6.0	EC002560
ETIM 5.0	EC002560
ETIM 4.0	EC002560

Product compliance

ROHS conformity status	Compliant/Exempted
ROHS exceptions	III-6(c)
REACH-SVHC conformity status	Duty-To-Declare
REACH-SVHC substances	Lead
REACH-SVHC CAS numbers	7439-92-1

Accessories

Art.No.:	Article/type description:	Description:
05.587.3156.0	Lock (G)ST18 WS	Locking device for cable to cable connection GST18i3-5, white
05.564.5353.0	cover cap GST18i3/4/5 SW	Cover piece 12 pole black for female parts GST18i3-6
05.564.5353.2	cover cap GST18i3/4/5 WS	Cover piece 12 pole white for female parts GST18i3-6
05.566.9253.0	cover cap GST18i5 BUCHSEN	Cover for female connectors GST18i5, black
05.587.3156.1	Lock (G)ST18 SW	Locking device for cable to cable connection GST18i3-5, black

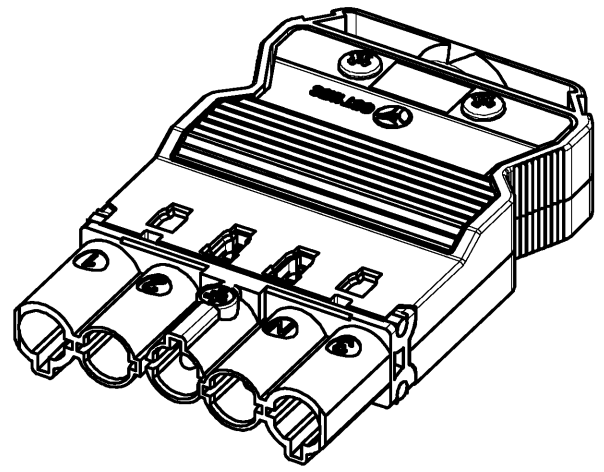
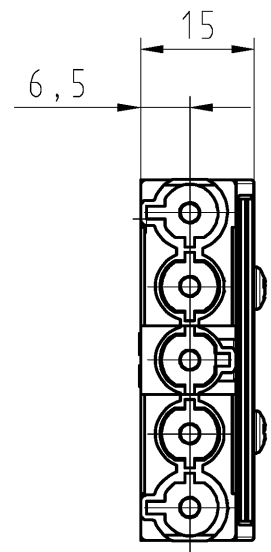
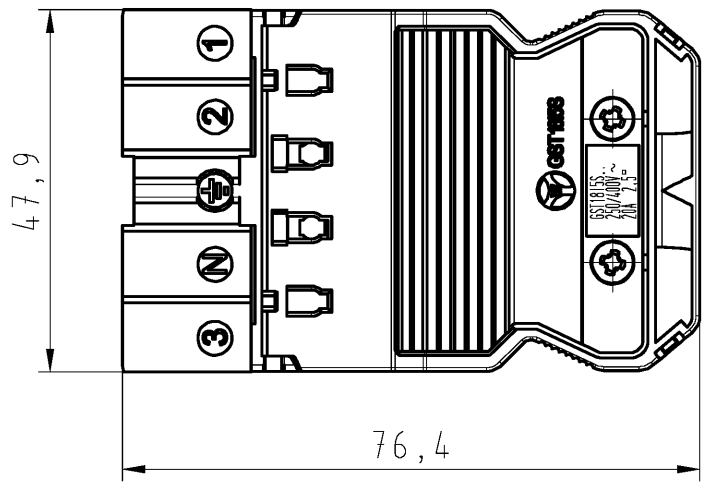
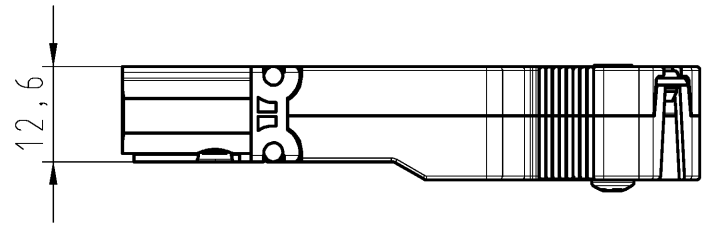
Fits with

Art.No.:	Article/type description:	Description:
92.953.4053.1	Connector GST18i5S B1 ZR1 SW	GST18i5 connector, 5 pole, female with screw connection, coding mains 250 V/ 400 V, 20 A, coding color black, strain relief color black
92.053.0058.1	Device connector GST18i5L B1H SW	GST18i5 PCB mount with additional mounting option, 5 pole, female (horizontal), coding mains 250 V/ 400 V, 20 A, coding color black
92.257.1000.1	Cable assembly GST18i5KSBS 15E 10SW	GST18i5 connection cable female - male, length 1.0 m, 5 pole, coding mains 250 V/ 400 V, 16 A, coding color black, strain relief color black, cable color black, cross section 1.5 mm ² , cable type H05VV-F, fire class: Eca
92.257.1003.1	Cable assembly GST18i5K1B- 15E 10SW	GST18i5 extension cable female - free end, length 1.0 m, 5 pole, coding mains 250 V/ 400 V, 16 A, coding color black, strain relief color black, cable color black, cross section 1.5 mm ² , cable type H05VV-F, fire class: Eca

92.257.1004.1	Cable assembly GST18I5KS-S 15E 10SW	GST18i5 extension cable male - free end, length 1.0 m, 5 pole, coding mains 250 V/ 400 V, 16 A, coding color black, strain relief color black, cable color black, cross section 1.5 mm ² , cable type H05VV-F, fire class: Eca
---------------	-------------------------------------	---

These dimensions will be especially checked at delivery
 Only inspection dimensions
 With /E marked dimensions are only valid for internal use

Diese Maße werden bei Abnahme besonders geprüft
 Ausschließlich Prüfmaße
 Mit /E gekennzeichnete Maße sind nur für interne Zwecke gültig



Weitere Daten siehe Katalog
 further data see catalog

Teil-Nr./part-number	Farbe/colour	Typ/type
92.954.4053.0	weiß white	GST1815S S1 ZR WS
92.954.4053.1	schwarz black	GST1815S S1 ZR SW

Tolerierung Size ISO 14405 (E) / Tolerance system Size ISO 14405 (E).
 (This ISO-standard describes the envelope principle. According to the envelope principle the deviations of form and parallelism are limited by the size tolerances).
 ja/yes Stoffverbots- und Deklarationsliste nach WN 5020.010 ist einzuhalten.
 Conformity with Wieland document WN 5020.010 e (list of prohibited / declarable hazardous substances) to be declared!

Freitoleranz nach DIN ISO 2768 - m
 CAD - Zeichnung, keine manuellen Änderungen
 CAD - drawing, no manual modifications allowed
 1. Verwendung: -
 First Use:
 Blatt: 1 von 1
 Sheet: 1 of 1

	/		Werkstoff/Material	2007	Tag/Date	Name	Zeichnung Nr./Drawing No.	Index
	/			gezeichnet drawn	25.07.	Schmitt J.		
	/			geprüft checked	-	-		
	/			Normgepr. Stand. check	-	-		
Maße in mm/Dimensions are in mm								

c	19.11.2015/	Vol.	mm ³	OfI./Surf.	mm ²	Ersatz für/Replacement for: -
b	19.11.2015/	 wieland www.wieland-electric.com				
a	06.11.2012/					
Index	Datum / Blatt Date / Sheet					
Änderung/Revision		Type siehe Tabelle see table		Benennung/Title <i>male connector with strain relief</i> STECKERTEIL_MIT_ZUGENTLASTUNG Schraubanschl./screw connection, unmontiert/unassembled (a) 250/400V AC, 20A, 2,5qmm		

Weitergabe sowie Vervielfältigung dieses Dokuments, Verwertung und Mitteilung seines Inhalts sind verboten, soweit nicht ausdrücklich gestattet. Die Reproduktion, Distribution und Utilization of this document as well as the communication of its contents to others without express authorization is prohibited.